

How to Use Injections

Helpful guide for all BHH injections

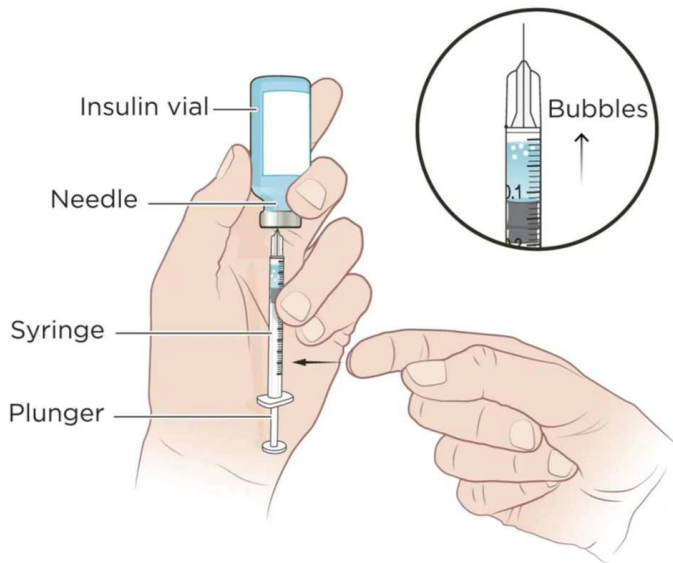


The most common injection site for subcutaneous is the abdomen, however you can use other areas (i.e. back of arm, thighs, etc.).

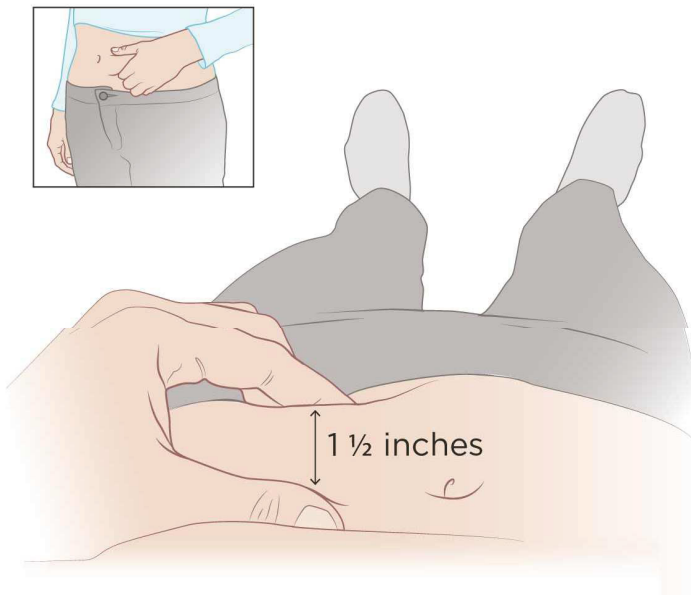
These injections are usually administered with an insulin type needle (i.e. 29-31 gauge and 5/16" long).

First step is to prepare the vial and syringe. Since this is a multi use vial, it is good to wipe the top of the vial with an alcohol prep pad.

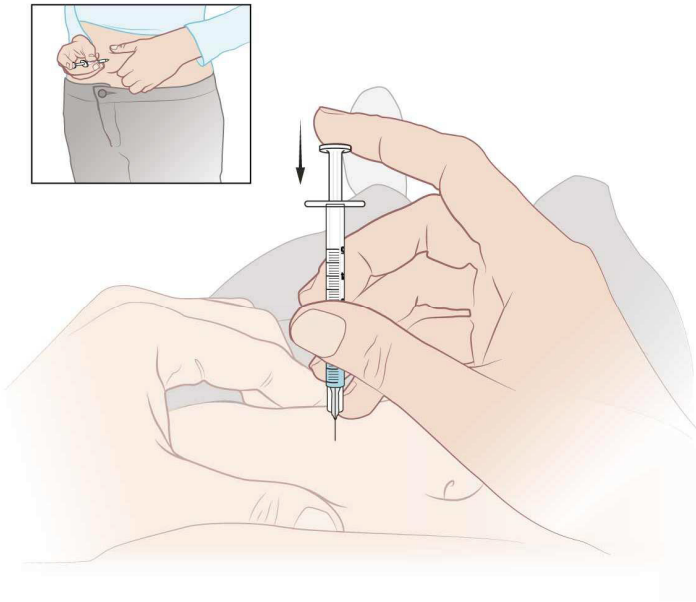
Next, withdraw fluid into the syringe. Make sure there are no air bubbles.



Next, wipe the area to be injected with the alcohol prep pad (i.e. abdomen).



Now, inject the needle, insert medication, then withdraw needle.



Lastly, dispose of the needle in a sharps container.

<https://www.healthline.com/health/subcutaneous-injection>